
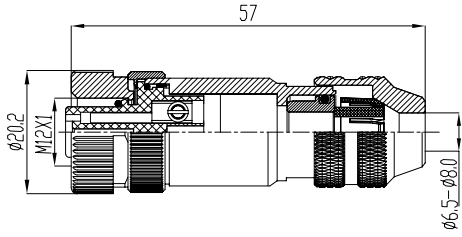

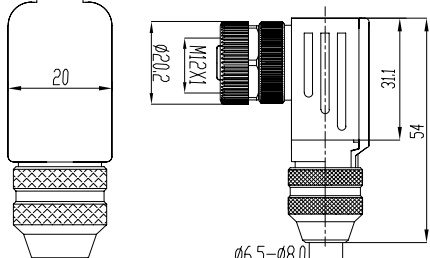

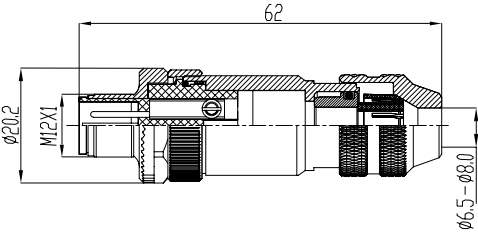

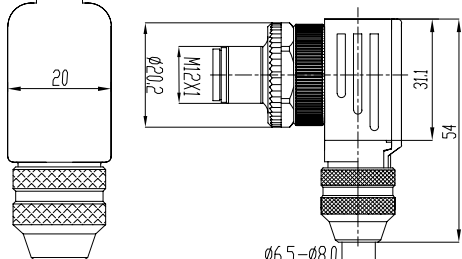

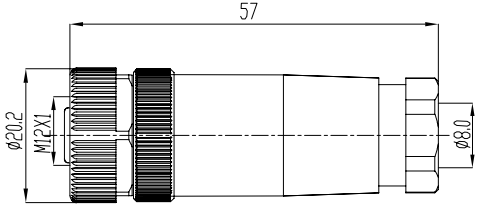

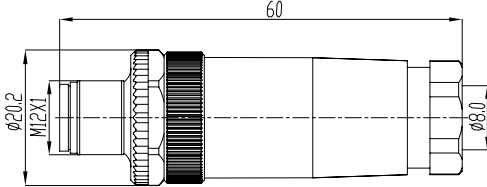

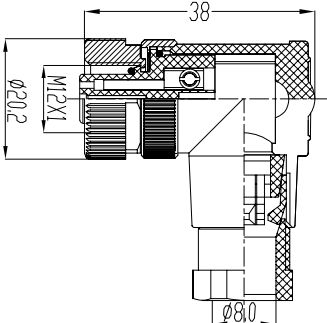

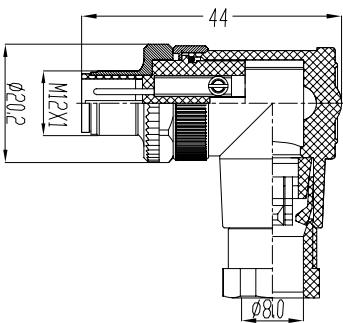

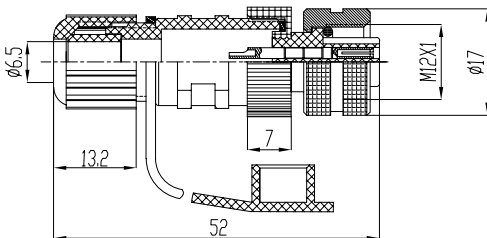

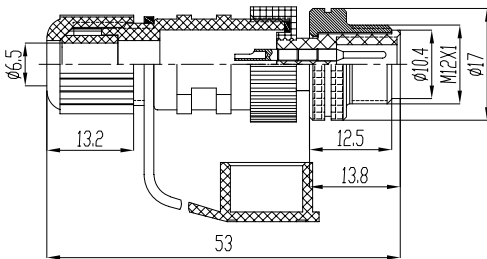



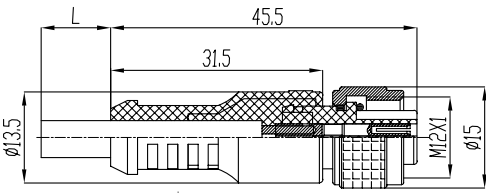

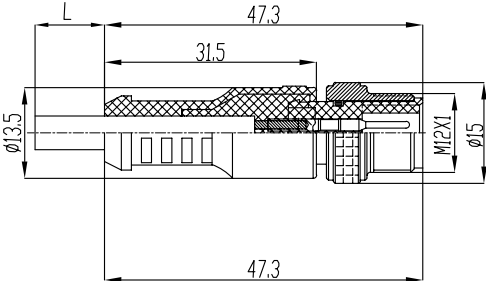

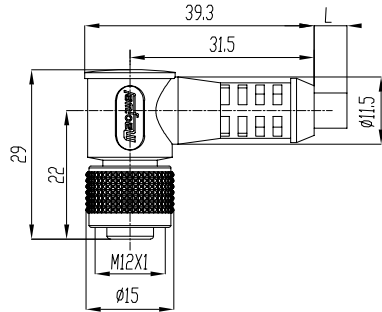

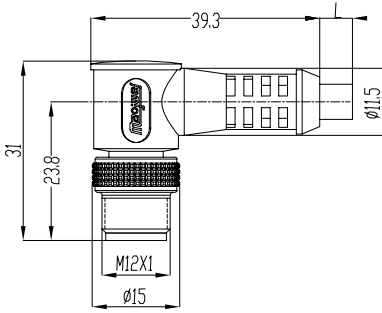

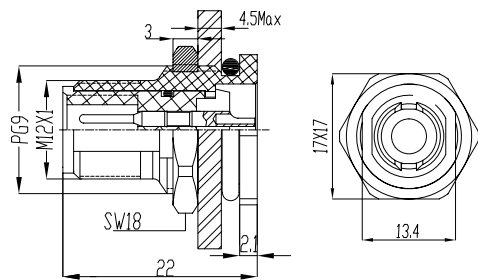
FLECONN-Professional M12 Waterproof Connector and Cable Assembly Manufacturer/Supplier

图 例 Description-Figure	安装尺寸图 Drawing	芯数 Contacts	订货号 Ordering-NO
M12 Straight Frequency Close Female Cable Plug Direct frequency close female cable plug IP67 		2 3 4 5 6 8 12 15 17	M12PB-2A M12PB-3A M12PB-4A M12PB-5A M12PB-6A M12PB-8A M12PB-12A M12PB-15A M12PB-17A
M12 90 Degrees Frequency Close Female Cable Plug 90° frequency close female cable plug IP67 		2 3 4 5 6 8 12 15 17	M12PB-2D M12PB-3D M12PB-4D M12PB-5D M12PB-6D M12PB-8D M12PB-12D M12PB-15D M12PB-17D
M12 Straight Frequency Close Female Cable Docking Plug Direct frequen close male cable plug IP67 		2 3 4 5 6 8 12 15 17	M12PBF-2K M12PBF-3K M12PBF-4K M12PBF-5K M12PBF-6K M12PBF-8K M12PBF-12K M12PBF-15K M12PBF-17K
M12 Right Angle Frequency Close Male Cable Connector 90° frequency close male cable plug IP67 		2 3 4 5 6 8 12 15 17	M12PBF-2D M12PBF-3D M12PBF-4D M12PBF-5D M12PBF-6D M12PBF-8D M12PBF-12D M12PBF-15D M12PBF-17D
M12 Straight PG7/PG9 Female Cable Plug PG type female cable plug IP67 		2 3 4 5 6 8 12 15 17	M12PG-2A M12PG-3A M12PG-4A M12PG-5A M12PG-6A M12PG-8A M12PG-12A M12PG-15A M12PG-17A






M12 Circular Connectors

<p>图 例 Description-Figure</p>	<p>安装尺寸图 Drawing</p>	<p>芯数 Contacts</p>	<p>订货号 Ordering-NO</p>
<p>M12 Straight Connectors PG type male cable plug IP67</p> 		<p>2 3 4 5 6 8 12 15 17</p>	<p>M12PG-2K M12PG-3K M12PG-4K M12PG-5K M12PG-6K M12PG-8K M12PG-12K M12PG-15K M12PG-17K</p>
<p>M12 PG Type Female Connectors 90° PG type female cable plug IP67</p> 		<p>2 3 4 5 6 8 12 15 17</p>	<p>M12PG-2D M12PG-3D M12PG-4D M12PG-5D M12PG-6D M12PG-8D M12PG-12D M12PG-15D M12PG-17D</p>
<p>M12 PG Type Male Connectors 90° PG type male cable plug IP67</p> 		<p>2 3 4 5 6 8 12 15 17</p>	<p>M12PGF-2D M12PGF-3D M12PGF-4D M12PGF-5D M12PGF-6D M12PGF-8D M12PGF-12D M12PGF-15D M12PGF-17D</p>
<p>M12 Plastic Shell Female Plug Plastic shell female plug IP67</p> 		<p>2 3 4 5 6 8 12 15 17</p>	<p>M12S-2A M12S-3A M12S-4A M12S-5A M12S-6A M12S-8A M12S-12A M12S-15A M12S-17A</p>
<p>M12 Plastic Shell Male Plug Plastic shell male plug IP67</p> 		<p>2 3 4 5 6 8 12 15 17</p>	<p>M12S-2K M12S-3K M12S-4K M12S-5K M12S-6K M12S-8K M12S-12K M12S-15K M12S-17K</p>


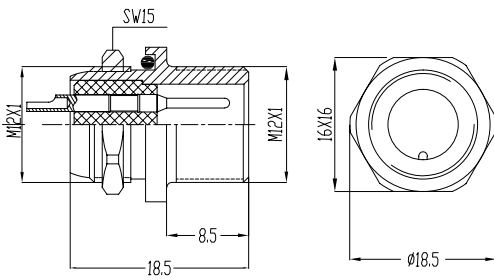

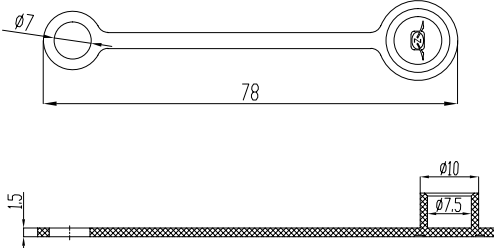

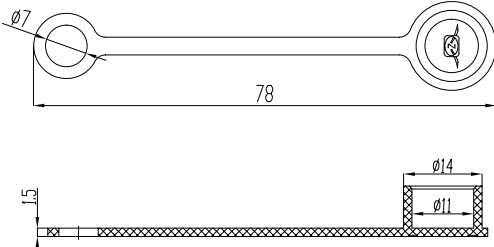

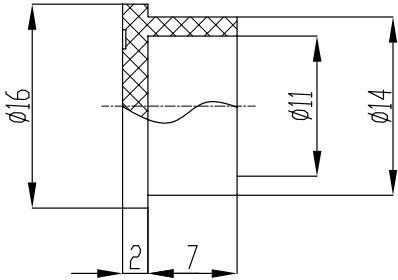
M12 Injection Molding Cable

<p>图 例 Description-Figure</p>	<p>安装尺寸图 Drawing</p>	<p>芯数 Contacts</p>	<p>订货号 Ordering-NO</p>
<p>M12 Female Connector Injection Molding Cable Injection cable female plug</p> 			<p>M 12 - (2) A-ZS - (2) M - (?)</p> <p>Type Size Contacts No. Feature(Injection Female Plug)</p> <p>Cable Size Cable length Close in Plastic</p>
<p>M12 Male Connector Injection Molding Cable Injection cable male plug</p> 			<p>M 12 - (2) A-ZS - (2) M - (?)</p> <p>Type Size Contacts No. Feature(Injection Female Plug)</p> <p>Cable Size Cable length Close in Plastic</p>
<p>M12 90 Degree Female Connector Injection Molding Cable Injection cable 90° female plug</p> 			<p>M 12 - (2) A-ZS - (2) M - (?)</p> <p>Type Size Contacts No. Feature(Injection Female Plug)</p> <p>Cable Size Cable length Close in Plastic</p>
<p>M12 Right Angle Male Connector Injection Molding Cable Injection cable 90° male plug</p> 			<p>M 12 - (2) A-ZS - (2) M - (?)</p> <p>Type Size Contacts No. Feature(Injection Female Plug)</p> <p>Cable Size Cable length Close in Plastic</p>
<p>M12 Male Connector PG9 Install Behind Male Socket PG9 Install before male socket</p> 		<p>2</p> <p>3</p> <p>4</p> <p>5</p> <p>6</p> <p>8</p> <p>12</p> <p>15</p> <p>17</p>	<p>M12-2B</p> <p>M12-3B</p> <p>M12-4B</p> <p>M12-5B</p> <p>M12-6B</p> <p>M12-8B</p> <p>M12-12B</p> <p>M12-15B</p> <p>M12-17B</p>

M12 Connector Install Before / Behind Flange

<p>图 例 Description-Figure</p>	<p>安装尺寸图 Drawing</p>	<p>芯数 Contacts</p>	<p>订货号 Ordering-NO</p>
<p>M12 Male Connector PG9 Install Before Male Socket PG9 Install before male socket IP67</p> 		<p>2 3 4 5 6 8 12 15 17</p>	<p>M12-2B1 M12-3B1 M12-4B1 M12-5B1 M12-6B1 M12-8B1 M12-12B1 M12-15B1 M12-17B1</p>
<p>M12 Male Connector Install Before Male Socket M12 Install before male socket IP67</p> 		<p>2 3 4 5 6 8 12 15 17</p>	<p>M12-2B2 M12-3B2 M12-4B2 M12-5B2 M12-6B2 M12-8B2 M12-12B2 M12-15B2 M12-17B2</p>
<p>M12 Male Connector Install Before Male Socket M12 Install before male socket IP67</p> 		<p>2 3 4 5 6 8 12 15 17</p>	<p>M12-2B3 M12-3B3 M12-4B3 M12-5B3 M12-6B3 M12-8B3 M12-12B3 M12-16B3 M12-17B3</p>
<p>M12 Female Connector PG9 Install Behind Female Socket PG9 Install behind female socket IP67</p> 		<p>2 3 4 5 6 8 12 15 17</p>	<p>M12-2BF1 M12-3BF1 M12-4BF1 M12-5BF1 M12-6BF1 M12-8BF1 M12-12BF1 M12-15BF1 M12-17BF1</p>
<p>M12 Female Connector PG9 Install Behind Female Socket PG9 Install before female socket IP67</p> 		<p>2 3 4 5 6 8 12 15 17</p>	<p>M12-2BF M12-3BF M12-4BF M12-5BF M12-6BF M12-8BF M12-12BF M12-15BF M12-17BF</p>


M12 Connector and Accessory

<p>图 例 Description-Figure</p>	<p>安装尺寸图 Drawing</p>	<p>芯数 Contacts</p>	<p>订货号 Ordering-NO</p>
<p>KLM12 Install Before Male Socket KLM12 install before male socket</p> 		<p>2 3 4 5 6 8 12 15 17</p>	<p>M12-2KLB M12-3KLB M12-4KLB M12-5KLB M12-6KLB M12-8KLB M12-12KLB M12-15KLB M12-17KLB</p>
<p>Female Plug Dust Cap Female plug dust cap</p> 			<p>另购 separately</p>
<p>Male Plug Dust Cap Male plug dust cap</p> 			<p>另购 separately</p>
<p>Male Plug Dust Cap Female plug dust cap</p> 			<p>另购 separately</p>

M12 Connector Specifications

孔位排列 (从针的方向看)

The hole place arranges(Comply with the needle direction)



材料和技术方式

Material and specifications

接插方式 Coupling	螺纹连接 Threaded coupling	接线方式 Termination	压接 crimping
	铜合金 (镀镍) Zinc alloys with nickelplate		焊接 Solder
外壳材料 Shell material	锌基合金 (镀镍) Zinc alloys with nickelplate	接插次数 Mating cycle	500 次 500
	增强尼龙 PA66+GF20%		
绝缘体 Insert material	增强尼龙 PA66+GF20%	温度范围 Cable diameter	-25°C ~ +85°C
接触体材料 Contact material	铜 (镀银/金) copper(silverplated/gold)	电缆直径 Cable diameter	≤ φ 4mm ~ ≤ φ 8.0mm

技术参数

Technology parameter

芯数 NO.of contacts	2	3	4	5	6	8	12	15	17
额定电流 / 电压 Rated current/voltage	5A-260V	5A-260V	5A-260V	5A-200V	5A-200V	5A-200V	3A-150V	3A-150V	3A-150V
工作电压 (AC.V) 分钟 Operation limit voltage(AC.V.rms)	200	200	200	125	125	125	125	125	125
耐电压 (AC.V) 分钟 Withstanding voltage(AC.V.rms) 1 minute	1500	1500	1500	1500	1500	1500	1500	1500	1500
绝缘阻抗 (MΩ) DC500V Insulation resistance(MΩ MIN.) at DC 500V	1500	1500	1500	1500	1500	1500	1500	1500	1500
接触阻抗 (MΩ) DC1A Contact resistance (MΩ MAX.) AT DC 1A	5	5	5	5	5	5	10	10	10
焊杯口径 (mm) Solder cup mouth aperture	1.1	1.1	1.1	1.1	1.1	1.1	0.8	0.8	0.8
接触体孔径 (mm) Solder inter diameter	1	1	1	1	1	1	0.6	0.6	0.6